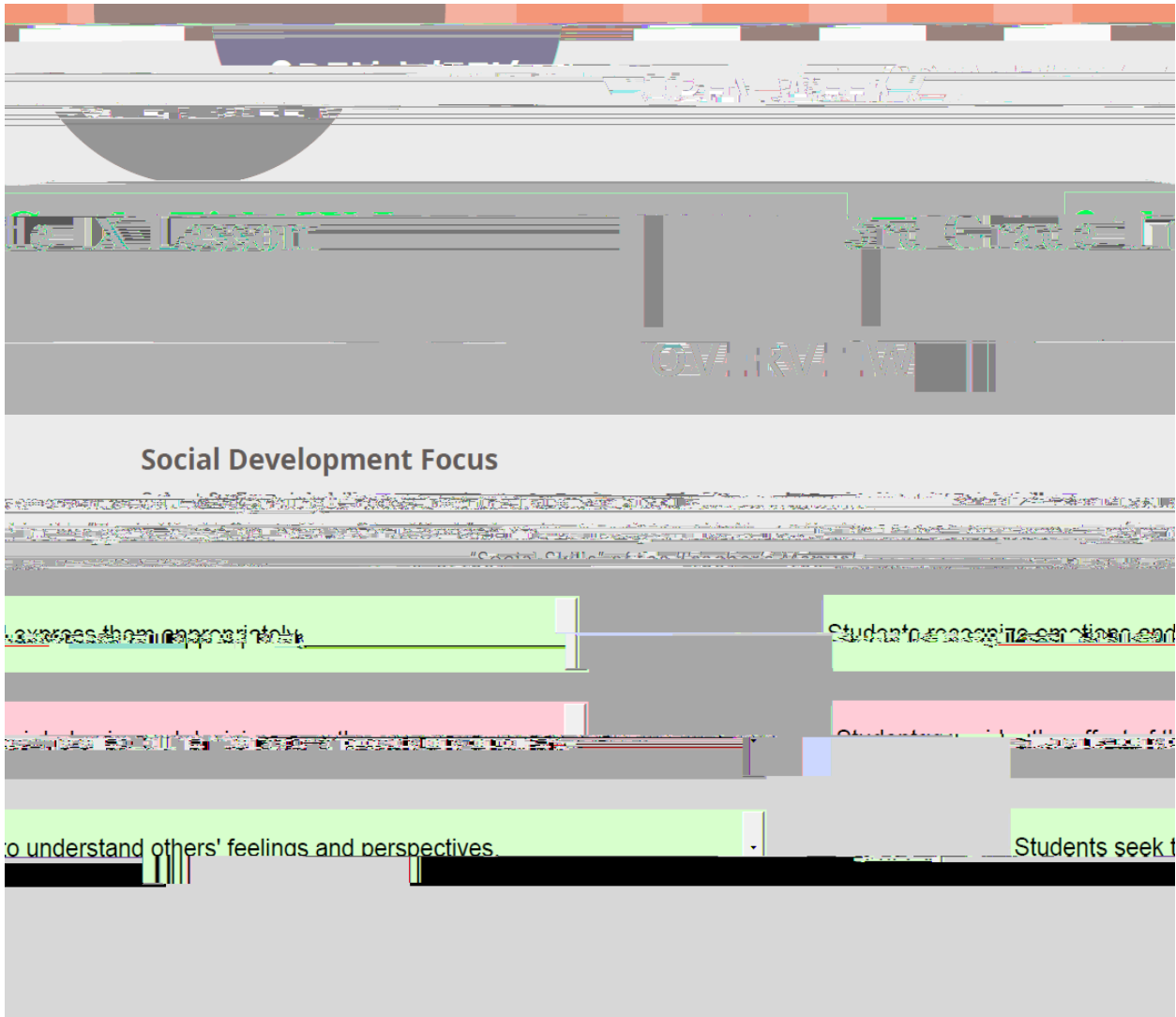




3rd Grade Directions: The Title IX lessons are to be taught in all CMS schools within the first 20 days of school. The “Topic of the Week” pages outline the Title IX Lesson.


Schedule:

e





How You Do It?



MORNING ACTIVITY...

PURPOSE

MATERIALS

Materials for assembling now.

activity sheet (H.M.) for each student, if using (see Teacher

Note in Step 3)

2. Announcements

2. Explain the weekly greeting.

How You Join? and have a brief discussion of feeling



students bring their chairs to the circle, and then quickly pair
section of the previous class

Teacher Note

Have the



Materials: (YouTube video link)
<https://www.youtube.com/embed/YN21Xz9v17Y>

ADDITIONAL STUDENT RESPONSES

prompts they have learned to contribute to the discussion.

- "I agree with because..."
- "In addition to what"
- "What feelings do you have about it?"
- "How does this situation affect the world?"

1. What does harassment mean? Harassment means "to tease, bother, or annoy someone."

2. Harassment means "to tease, bother, or annoy someone." students give examples of ways it can happen in the classroom.

3. Today we are going to talk about the special pattern of harassment. Us because sometimes people tease students that are uncomfortable. Boys can harass girls, girls can harass boys, and anyone can be harassed by anyone.


5 Summarize and Adjourn

including any decisions made in the meeting. You might point out things you heard and saw in the meeting that reflect the classroom's

Our Teachers will facilitate a discussion about the


AFTER THE MEETING

parents about any relevant decisions made in the meeting.



Materials (YouTube video link):

<https://www.youtube.com/embed/YN21Xz9v17Y>



MORNING ACTIVITY

OBJECTIVE

STUDENT AND CLASS CHAIRING

encourage classmates to ask questions

What did you learn about a classmate today?


6th grade is the Spotlight Student for this week, select one

Morning Activity. Add notes about the Morning Activity here.

important to understand the various roles in bullying situations including (read the following):

- Bully: Individual or persons using unwanted words and/or unwanted touch.
- Unwanted touch.

Remind students that so far they have discussed what the



MATERIALS

PURPOSE

Greeting and Title IX Activity



1. _____

2. Move away from the student.

3. Tell a trusted adult.

Scenario 4: Teacher and male student volunteer express their _____

the classroom. Teacher leads a discussion about Title _____

Student reads out three steps of saying alert in a strong voice.